

TUBI IN PVC RIGIDO CON GIUNTO GIELLE ED ANELLO DI TENUTA

IN MATERIALE ELASTOMERICO PER LO SCARICO DI ACQUE DI RIFIUTO
ALL'INTERNO DEI FABBRICATI A BASSA ED ALTA TEMPERATURA
TEMPERATURA MASSIMA: - PERMANENTE 70° - DISCONTINUA 95° 1
MINUTO COLORE ROSSO MATTONE. RAL 8023. A NORMA EN 1329.
TIPO 302

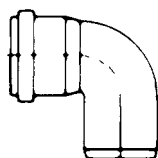
Sistema
fonoassorbente
EN 14366

Classe di
resistenza
al fuoco
M1



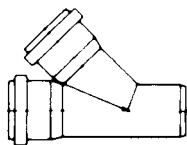
DIAMETRO ESTERNO	40	50	63	75	100	110	125	160	200
SPESORE MM.	3,2	3,2	3,2	3,2	3,2	3,2	3,2	3,2	4,0
BARRE DA mt. 3,00 €	10,70	13,50	17,30	21,20	28,20	29,70	33,90	43,00	64,55
PARI A €/ML.	3,57	4,50	5,77	7,07	9,40	9,90	11,30	14,34	21,52
BARRE DA mt. 2,00 €	8,00	10,30	12,50	15,55	19,95	21,20	24,30	32,60	46,95
BARRE DA mt. 1,00 €	4,30	5,50	6,60	8,20	10,80	11,50	13,10	18,10	27,30

CURVE



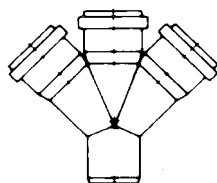
DIAMETRO ESTERNO	40	50	63	75	100	110	125	160	200
15°	1,80	2,00	-	3,60	4,30	4,60	6,10	11,50	20,20
30°	1,80	2,00	-	3,60	4,30	4,60	6,10	11,50	20,20
45°	1,80	2,00	3,00	3,60	4,30	4,70	6,20	11,50	20,60
67°	-	-	-	-	6,00	6,20	7,40	11,70	24,40
90°	1,90	2,20	3,70	4,60	5,70	6,30	6,70	14,00	24,40

BRAGHE



DIAMETRO ESTERNO	40	50	63	75	100	110	125	160	200
45°	2,80	3,40	4,90	6,40	9,80	10,90	12,00	21,70	42,90
90°	2,80	3,40	4,90	6,40	9,80	10,90	12,00	21,70	42,90

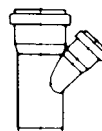
BRAGHE



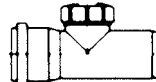
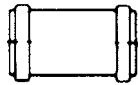


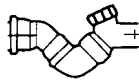
DIAMETRO ESTERNO	40	50	63	75	100	110	125	160	200
45°	DOPPIE				33,60	39,20	44,90	59,80	79,20
90°	DOPPIE				33,60	39,20	44,90	59,80	79,20

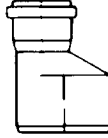
RACCORDI

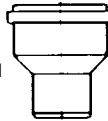
BRAGHE RIDOTTE 45°-90°

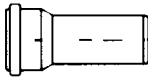


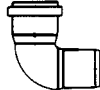
50X40	75X50	100X75	110X50	110X75	125X50	125X75	125X100	125X110
3,50	7,00	11,30	10,80	10,80	14,10	14,10	13,60	13,60
160X110	160X125	200X110	200x125	200x160				
23,80	23,80	43,50	43,50	43,50				

DIAMETRO ESTERNO		40	50	63	75	100	110	125	160	200
ISPEZIONI		-	-	-	14,50	19,10	19,40	23,60	52,60	77,50
MANICOTTI		2,00	2,20	3,00	3,90	4,60	5,00	7,60	11,40	22,30
TAPPI		-	-	-	2,70	2,80	3,00	3,90	5,80	10,50
CHIUSURE COMPLETE		2,90	3,30	-	4,30	4,90	5,90	8,00	13,30	-
SIFONE FIRENZE		-	33,00	-	47,80	51,10	53,70	60,70	88,70	

		40X50	40X63	40X75	40X100	50X63	50X75	50X100	50X110	63X75	63X100
AUMENTI		1,90	2,60	2,90	4,20	2,90	3,20	4,20	4,70	4,10	4,20
		75X100	75X110	75X125	100X110	100X125	110X125	110X160	125X160	125X200	160X200
		3,90	5,10	6,30	7,80	6,10	6,30	10,40	10,90	18,30	19,00

		50X40	63X40	63X50	75X50	100X50	100X75	110X100	125X75	125X100	125X110
RIDUZIONI		1,80	2,40	2,50	2,60	4,30	4,40	10,40	11,50	15,20	20,20
		160X125	200X160								
		24,20	36,20								

		110X100	GRES-M PVC-GL-KGUSE				110	125	160	200
TRONCHETTO RIDOTTO						-	14,40	18,30	27,10	
		13,30	PVC-M GRES-F-KGUSM				110	125	160	200
						-	-	19,60	30,00	
		GHISA-M PVC-GL-KGUSE				110	125	160	200	
						11,00	13,80	17,70	-	

		∅	15°	30°	45°	90°
CURVE RIDOTTE						
		110/100	7,40	7,40	7,30	7,30